

Department of Electrical Inspectorate
ವಿದ್ಯುತ್ ಪರಿವೀಕ್ಷಣಾಲಯ ಇಲಾಖೆ
Appeal for Grievance
ವಿದ್ಯುತ್ ತೆರಿಗೆ ಬೇಡಿಕೆ ಮೇಲಿನ ಮೇಲ್ಮನವಿ

Step 1: Go to sevasindhu.karnataka.gov.in website and click on Departments & Services.

Note: Supported browser versions are Internet explorer 9+, Mozilla 50+ and Chrome 52+

SRI BASAVARAJ BOMMAI
Hon'ble Chief Minister | Govt. of Karnataka

GOVERNMENT OF KARNATAKA

HOME ABOUT SEVA SINDHU **DEPARTMENTS & SERVICES** SERVICE CENTERS GRAMA ONE REPORTS-DASHBOARD FAQ DEPARTMENT CONTACT DETAILS CONTACT US

REVENUE DEPARTMENT Latest updates 9380204364 / 9380206704

HEALTH DEPARTMENT

WOMEN AND CHILD

DEPARTMENT OF LABOUR

POLICE DEPARTMENT

REGISTERED USERS LOGIN HERE

RAISE YOUR COMPLAINT

TRACK YOUR APPLICATION STATUS

NEW USERS REGISTER HERE

CATEGORY WISE SERVICES

COVID RELATED SERVICES

Step 2: Click on Department of Electrical Inspectorate and Select Appeal for grievance Service name. Alternatively, you can search for Appeal for grievance in the search option.

Note: Supported browser versions are Internet explorer 9+, Mozilla 50+ and Chrome 52+

SEVA SINDHU
GOVERNMENT OF KARNATAKA

HOME ABOUT SEVA SINDHU DEPARTMENTS & SERVICES SERVICE CENTERS GRAMA ONE TRACK YOUR APPLICATION STATUS REPORTS-DASHBOARD FAQ DEPARTMENT CONTACT DETAILS CONTACT

Search Service

+ Commercial Taxes Department

+ Davangere University

- Department of Electrical Inspectorate

Payment of Electrical Tax - Licensees

Payment of Electricity Tax - Non Licensees

Appeal for Grievances

Registration for Cinema Operators Examination

Issue of Hall Ticket and Competency Certificate for Cinema Operator Examination

Issue of Cinema Operator License

Issue of Duplicate Cinema Operator License

Renewal of Cinema Operators License

Endorsement for change of cinema theatre in Cinema Operator

+ Department of Electronics, Information Technology, Bio Technology and Science & Technology

+ Department of Fisheries, Karnataka

+ Department of Handlooms and Textiles

+ Department of Industrial Training and Employment

+ Department of Mines & Geology

+ Department Of Public Instruction

+ Department of Stamps and Registration

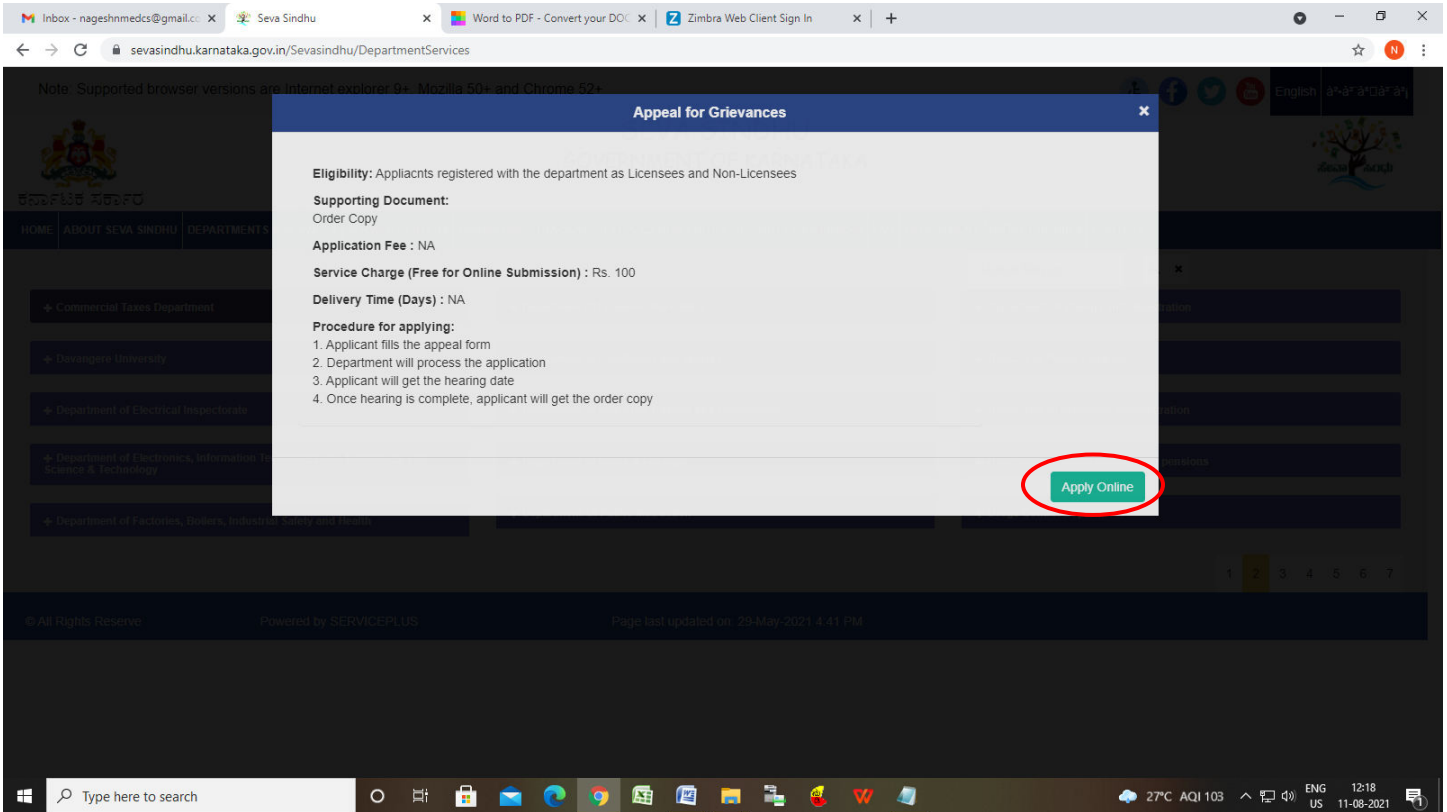
+ Director of Public Libraries

+ Directorate of Municipal Administration

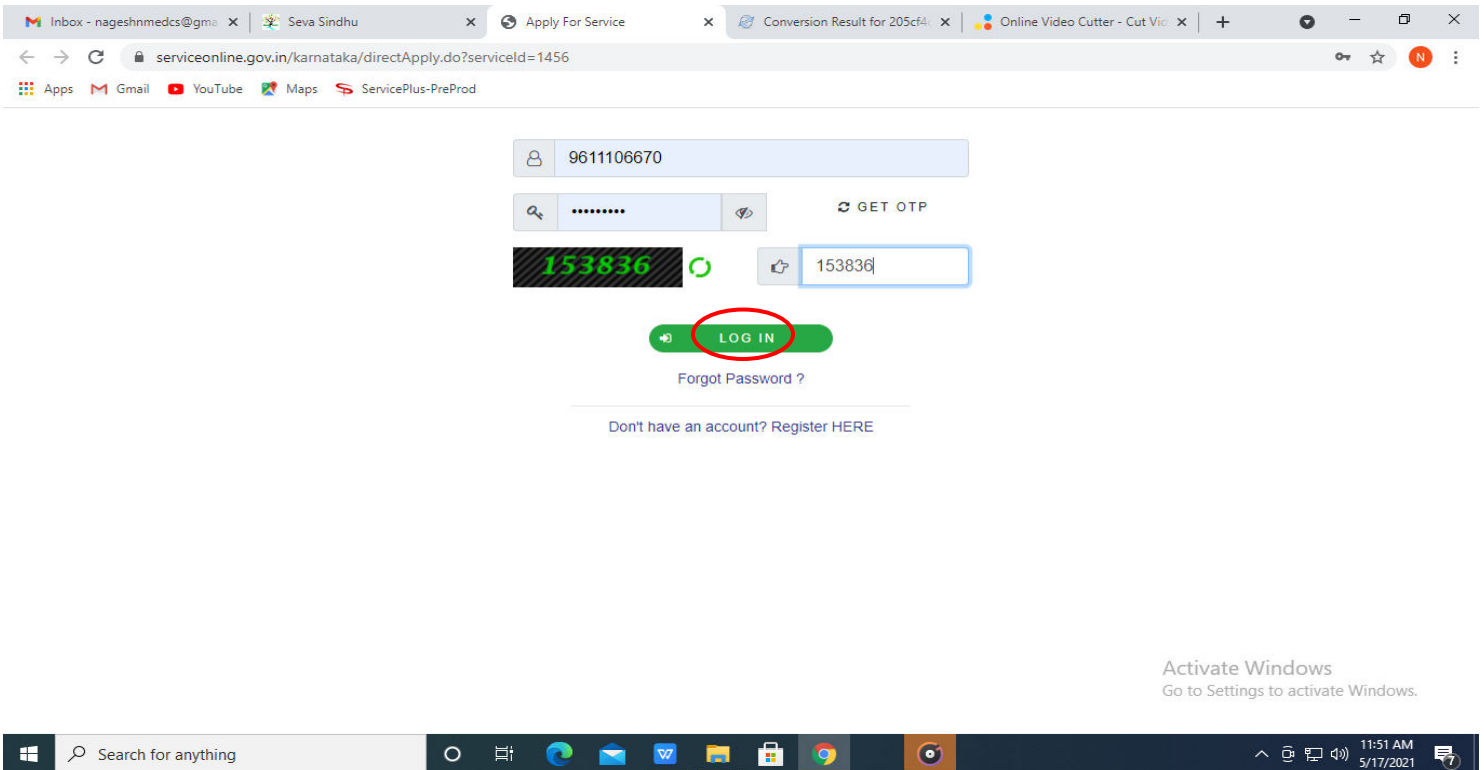
+ Directorate of social security and pensions

+ Drugs Control Department

Step 3 : Click on Apply online.



Step 4: Enter the username, password/OTP, captcha and click on Log In button.



Step 5: Fill the Applicant Details.

Seva Sindhu | ServicePlus- Appeal for Grievance | (6) WhatsApp | onWebChat Operator Console

serviceonline.gov.in/karnataka/renderApplicationForm.do?servicelId=1220003&status=reject&UUID=f4e46305-eaee-4fdf-b99d-63e2b8c9c82d&mobileEnabled=true&e...

Menu | Themes | Language | Pattan Sadik Basha

Department of Electrical Inspectorate

ವಿದ್ಯುತ್ ಪರಿವೀಕ್ಷಣಾಲಯ ಇಲಾಖೆ

Appeal for grievance

ವಿದ್ಯುತ್ ತೆರಿಗೆ ಬೇಡಿಕೆ ಮೇಲಿನ ಮೇಲ್ಮನವಿ

Details/ವಿವರಣೆ

Name of Installation / ವಿದ್ಯುತ್ ಸ್ಥಾವರದ ಹೆಸರು *	Pattan Sadik Basha	Total Tax declared by the appellant for the assessment year / ಮೇಲ್ಮನವಿದಾರರಿಂದ ಎಷ್ಟು ವಿದ್ಯುತ್ ತೆರಿಗೆ ಮೊತ್ತಕ್ಕೆ ಹಾಗೂ ಯಾವ ವಾರ್ಷಿಕ ಸಾಲಿಗೆ /ಮೇಲ್ಮನವಿ ಸಲ್ಲಿಸಲಾಗಿದೆ *	xxxxxxxx
Details of rating of the generator in the installation / ವಿದ್ಯುತ್ ಸ್ಥಾವರ/ವಿದ್ಯುತ್ ಜನಕದ ವಿವರಗಳು *	xxxxxxxx	Total Tax computed by the Inspecting Officer for the assessment year / ಯಾವ ವಾರ್ಷಿಕ ಸಾಲಿಗೆ ಪರಿಶೀಲನಾ ಅಧಿಕಾರಿಗಳು ಎಷ್ಟು ವಿದ್ಯುತ್ ತೆರಿಗೆ ಮೊತ್ತವನ್ನು ಅಂದಾಜಿಸಿರುತ್ತಾರೆ *	xxxxxxxx
The Office in which the assessment was made / ಮೌಲ್ಯಮಾಪನ ಮಾಡಿದ ಕಛೇರಿ *	xxxxxx	Difference of amount under appeal / ಅಪೀಲ್ /ಮೇಲ್ಮನವಿಯಲ್ಲಿ ತಿಳಿಸಿರುವ ವಿದ್ಯುತ್ ತೆರಿಗೆ ಮೊತ್ತದ ವ್ಯತ್ಯಾಸ *	11111.00
Section under which appeal is filed / ಯಾವ ಸೆಕ್ಷನ್ ಅಡಿಯಲ್ಲಿ ಅಪೀಲ್ / ಮೇಲ್ಮನವಿ ಸಲ್ಲಿಸಲಾಗಿದೆ *	xxxxxxxx	Order of the Inspecting Officer / CEIG and date ಮುಖ್ಯ ವಿದ್ಯುತ್ ಪರಿವೀಕ್ಷಕರು ಪರಿಶೀಲನಾ ಅಧಿಕಾರಿಯ ಅಪೀಲು/	xxxxxxxx

Type here to search | 12:44 31-05-2021

Step 6: Verify the details. If details are correct, click on **Submit**.

Seva Sindhu | ServicePlus- Appeal for Grievance | (6) WhatsApp | onWebChat Operator Console

serviceonline.gov.in/karnataka/renderApplicationForm.do?servicelId=1220003&status=reject&UUID=f4e46305-eaee-4fdf-b99d-63e2b8c9c82d&mobileEnabled=true&e...

Grounds for the appeal / ಅಪೀಲ್ / ಮೇಲ್ಮನವಿ ಸಲ್ಲಿಸಲು ಕಾರಣ * xxxxxxxx |

Address of Installation / ವಿದ್ಯುತ್ ಸ್ಥಾವರದ ವಿಳಾಸ

Address 1 / ವಿಳಾಸ 1 *	xxxxxxx	Mobile Number / ಮೊಬೈಲ್ ಸಂಖ್ಯೆ *	8660946021
Address 2 / ವಿಳಾಸ 2		E-Mail / ಇ-ಮೇಲ್ ವಿಳಾಸ *	arjun.edcs1998@gmail.com
Address 3 / ವಿಳಾಸ 3			
Country / ದೇಶ	India		
State / ರಾಜ್ಯ	KARNATAKA		
District / ಜಿಲ್ಲೆ *	CHAMARAJANAGARA		
Pin code / ಪಿನ್ ಕೋಡ್	570004		

Word verification

474956

Please enter the characters shown above

474956

Draft | **Submit** | Close | Reset

Type here to search | 12:45 31-05-2021

Step 7: A fully filled form will be generated for user verification, if have an corrections click on **Edit** option, otherwise processed to **Attach Annexures**.

Application not yet submitted. To proceed click on the appropriate button available at the bottom of this page

Details/ವಿವರಣೆ

Name of Installation / ವಿದ್ಯುತ್ ಸ್ಥಾವರದ ಹೆಸರು :	Pattan Sadik Basha
Total Tax declared by the appellant for the assessment year / ಮೂಲನಿರೀಕ್ಷಕರಿಂದ ಎಷ್ಟು ವಿದ್ಯುತ್ ತೆರಿಗೆ ಮೊತ್ತಕ್ಕೆ ಹಾಗೂ ಯಾವ ವಾರ್ಷಿಕ ಸಾಲಿಗೆ /ಮೂಲನಿರೀಕ್ಷಕರಿಂದ :	xxxxxxxx
Details of rating of the generator in the installation / ವಿದ್ಯುತ್ ಸ್ಥಾವರ/ವಿದ್ಯುತ್ ಒದ್ದೆದ ವಿವರಗಳು :	xxxxxxxx
Total Tax computed by the Inspecting Officer for the assessment year / ಯಾವ ವಾರ್ಷಿಕ ಸಾಲಿಗೆ ಪರಿಶೀಲನಾ ಅಧಿಕಾರಿಗಳು ಎಷ್ಟು ವಿದ್ಯುತ್ ತೆರಿಗೆ ಮೊತ್ತವನ್ನು ಅಂದಾಜಿಸಿರುತ್ತಾರೆ :	xxxxxxxx
The Office in which the assessment was made / ಮೌಲ್ಯಮಾಪನ ಮಾಡಿದ ಕಛೇರಿ :	xxxxx
Difference of amount under appeal / ಅಪೀಲ್ /ಮೂಲನಿರೀಕ್ಷಕರಿಂದ ತಿಳಿಸಿರುವ ವಿದ್ಯುತ್ ತೆರಿಗೆ ಮೊತ್ತದ ವ್ಯತ್ಯಾಸ :	0
Section under which appeal is filed / ಯಾವ ಸೆಕ್ಷನ್ ಅಡಿಯಲ್ಲಿ ಅಪೀಲ್ /ಮೂಲನಿರೀಕ್ಷಕರಿಂದ ಸಲ್ಲಿಸಲಾಗಿದೆ :	xxxxxxxx
Order of the Inspecting Officer / CEIG and date ಮುಖ್ಯ ವಿದ್ಯುತ್ ಪರಿಶೀಲಕರು/ ಪರಿಶೀಲನಾ ಅಧಿಕಾರಿಯ ಆಜ್ಞೆ/ಆದೇಶ ಸಂಖ್ಯೆ ಮತ್ತು ದಿನಾಂಕ :	xxxxxxxx
Assessment year for which appeal made / ಯಾವ ವಾರ್ಷಿಕ ಸಾಲಿಗೆ ಅಪೀಲ್ /ಮೂಲನಿರೀಕ್ಷಕರಿಂದ ಸಲ್ಲಿಸಲಾಗಿದೆ :	xxxxxxxx
Grounds for the appeal / ಅಪೀಲ್ /ಮೂಲನಿರೀಕ್ಷಕರಿಂದ ಸಲ್ಲಿಸಲು ಕಾರಣ :	xxxxxxxx

Step 8 : Click on **Attach Annexures**.

Order of the Inspecting Officer / CEIG and date ಮುಖ್ಯ ವಿದ್ಯುತ್ ಪರಿಶೀಲಕರು/ ಪರಿಶೀಲನಾ ಅಧಿಕಾರಿಯ ಆಜ್ಞೆ/ಆದೇಶ ಸಂಖ್ಯೆ ಮತ್ತು ದಿನಾಂಕ :

Assessment year for which appeal made / ಯಾವ ವಾರ್ಷಿಕ ಸಾಲಿಗೆ ಅಪೀಲ್ /ಮೂಲನಿರೀಕ್ಷಕರಿಂದ ಸಲ್ಲಿಸಲಾಗಿದೆ :

Grounds for the appeal / ಅಪೀಲ್ /ಮೂಲನಿರೀಕ್ಷಕರಿಂದ ಸಲ್ಲಿಸಲು ಕಾರಣ :

Address of Installation / ವಿದ್ಯುತ್ ಸ್ಥಾವರದ ವಿಳಾಸ

Address 1 / ವಿಳಾಸ 1 :	xxxxxx
Mobile Number / ಮೊಬೈಲ್ ಸಂಖ್ಯೆ :	8660946021
E-Mail / ಇ-ಮೇಲ್ ವಿಳಾಸ :	arjun.edcs1998@gmail.com
Country / ದೇಶ :	India
State / ರಾಜ್ಯ :	KARNATAKA
District / ಜಿಲ್ಲೆ :	CHAMARAJANAGARA
Pin code / ಪಿನ್ ಕೋಡ್ :	570004

Additional Details

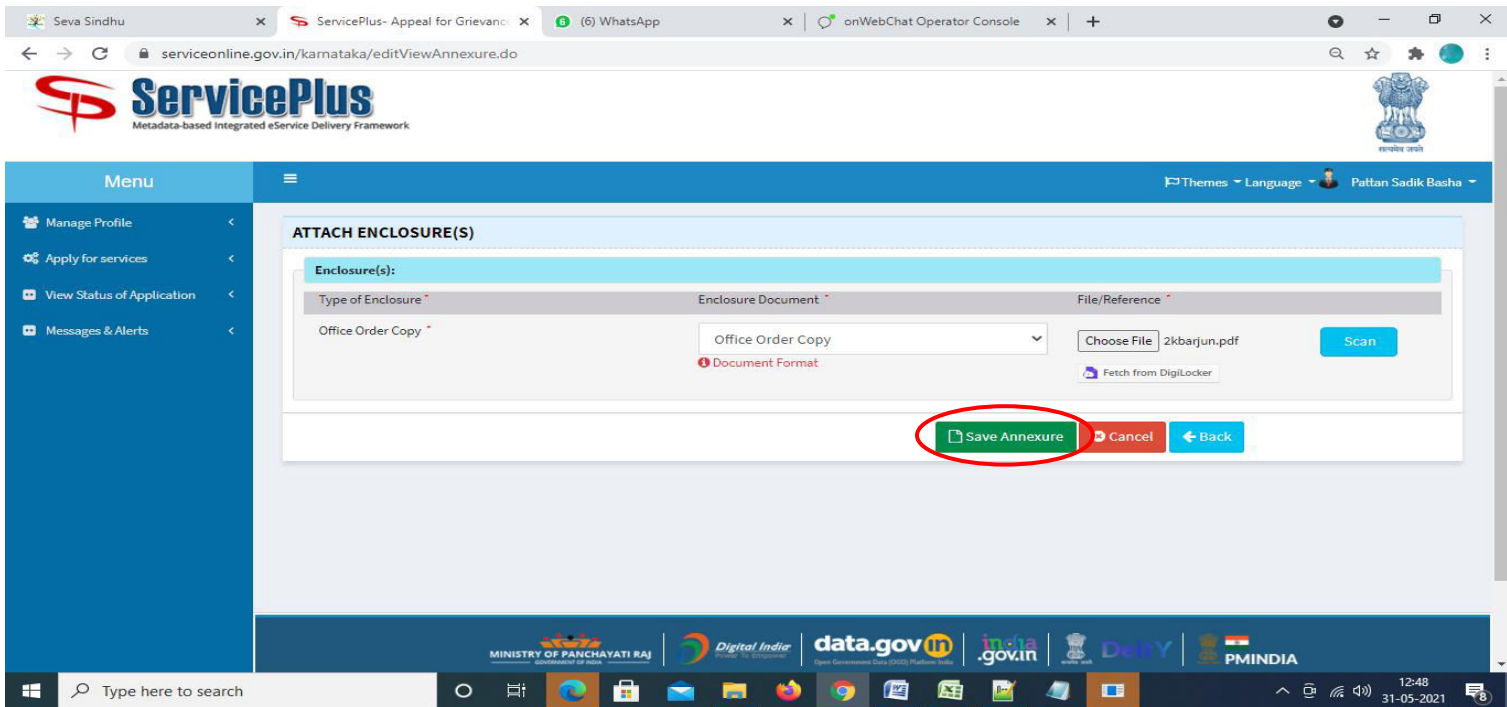
Apply to the Office : Department of Electrical Inspectorate (STATE)

Draft Reference No : Draft_EN801 S/2021/00003

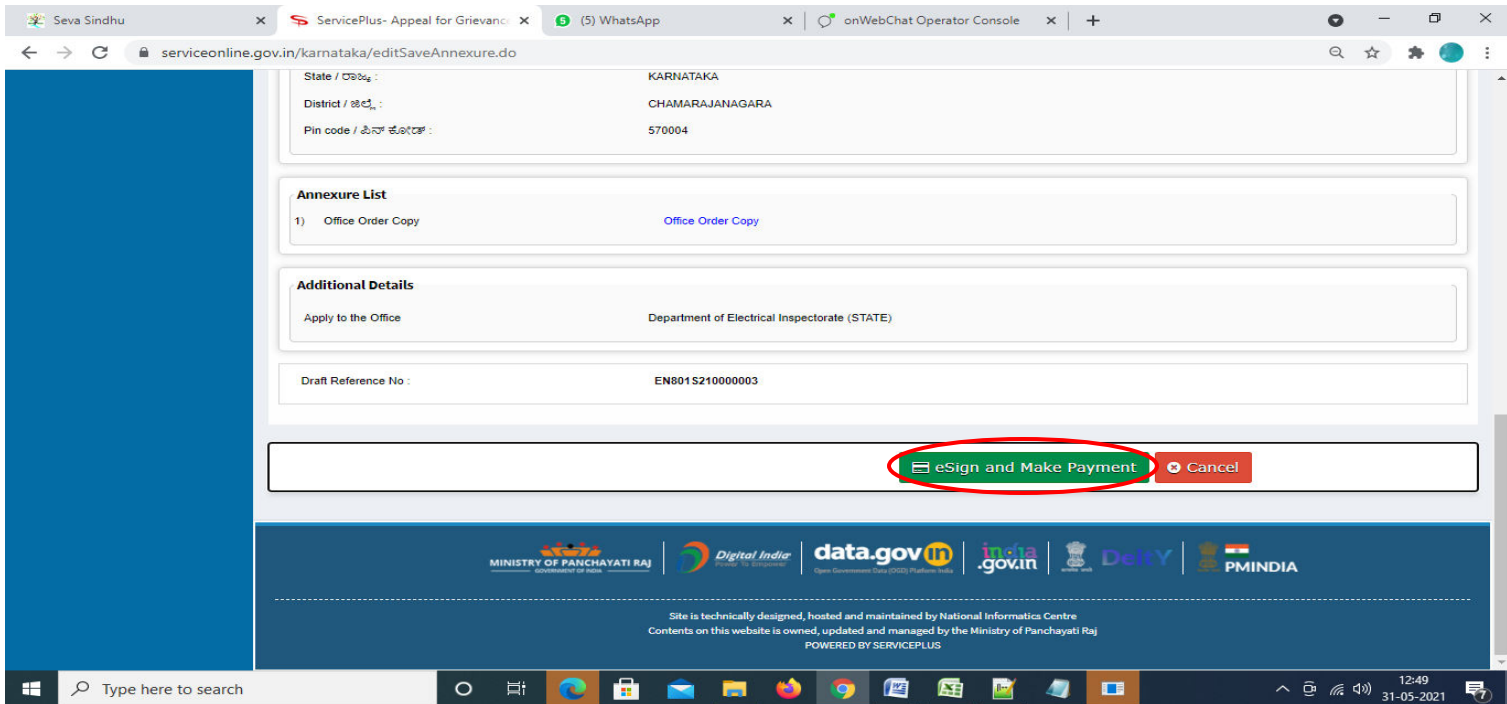
31/5/2021 12:46:12 IST http://serviceonline.gov.in/karnataka

Attach Annexure **Edit** **Cancel** **Click here to initiate new application**

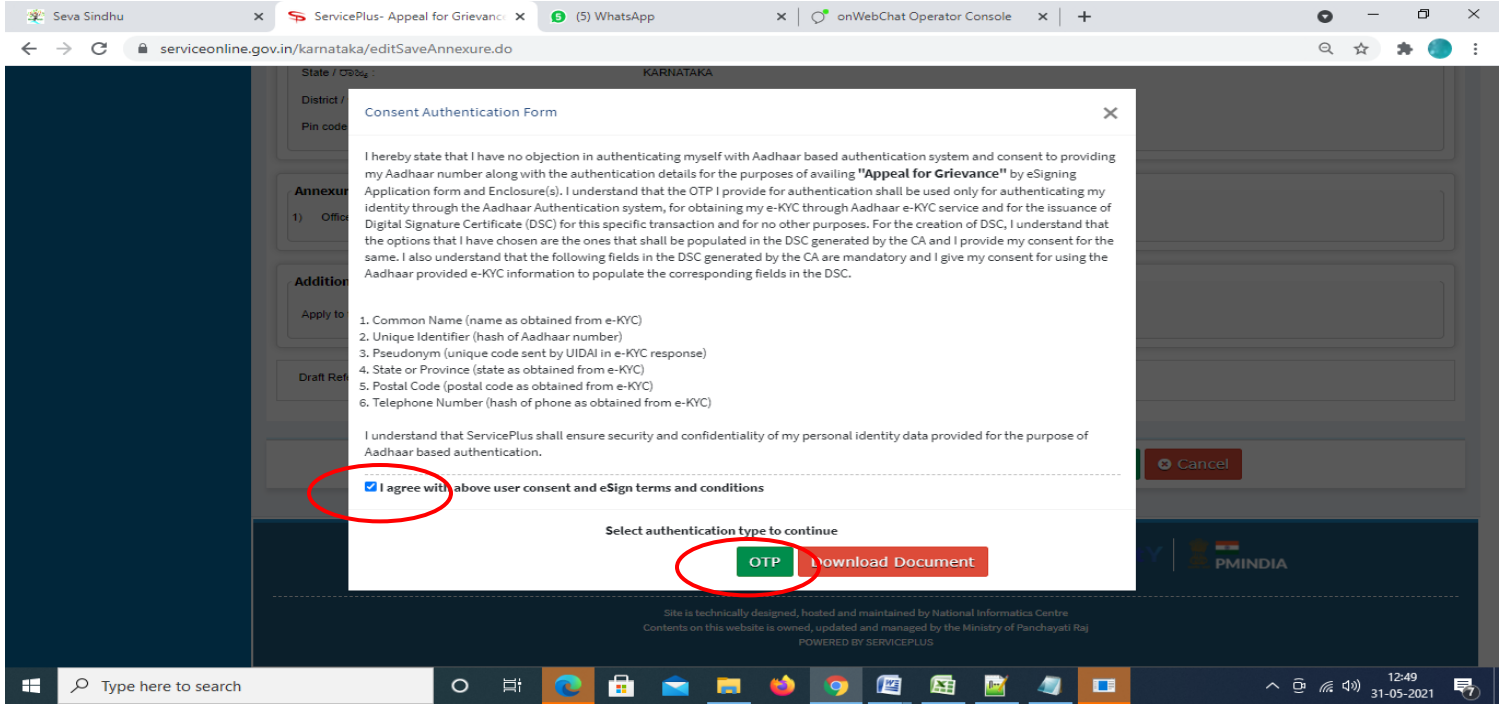
Step 9: Attach the Annexures and click on Save Annexures.




Step 10 :Saved Annexures will be displayed and click on eSign and Make Payment to proceed.



Step 11 : Click on I agree with above user consent and eSign terms and conditions and Select authentication type to continue and click on **OTP**.



Step 12 : Enter Aadhar Number and click on get OTP.



Step 13 :Enter OTP and click on Submit.

The screenshot shows a web browser window with the URL `esignservice.cdac.in/esign2.1/OTP`. The page header includes the Ministry of Electronics and Information Technology logo, the Digital India logo, and the CDAC logo. A message states: "You are currently using C-DAC eSign Service and have been redirected from". Below this is the "Hastakshar" logo and "C-DAC's eSign Service". The main content area is titled "Aadhaar Based e-Authentication" and contains a form with the following fields and options:

- Aadhaar Number: 472245377750 (with a "Get Virtual ID" link)
- OTP: [Redacted]
- Checkbox: I have read and provide my [consent](#) (with a "View Document Information" link)
- Buttons: **Submit** (circled in red) and **Cancel**
- Text: [Not Received OTP? Resend OTP](#)

The Windows taskbar at the bottom shows the time as 4:19 PM on 5/19/2021.

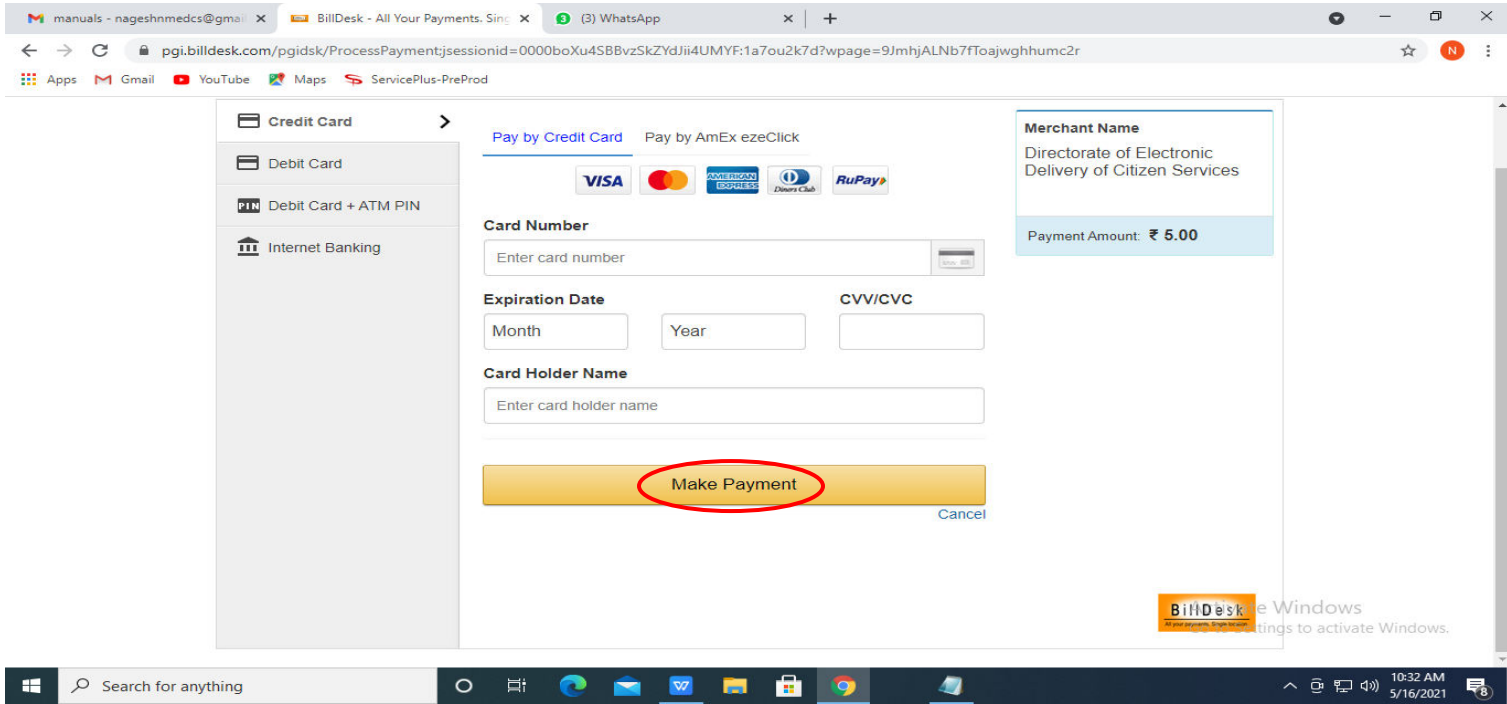
Step 14 : Select the Mode of Payment and click on Make Payment to proceed.

The screenshot shows the ServicePlus web application interface. The header includes the ServicePlus logo and the text "Metadata-based Integrated eService Delivery Framework". The user is logged in as Venugopal S N. The main content area is titled "APPLICATION FOR DUPLICATE DEGREE CERTIFICATE" and contains the following details:

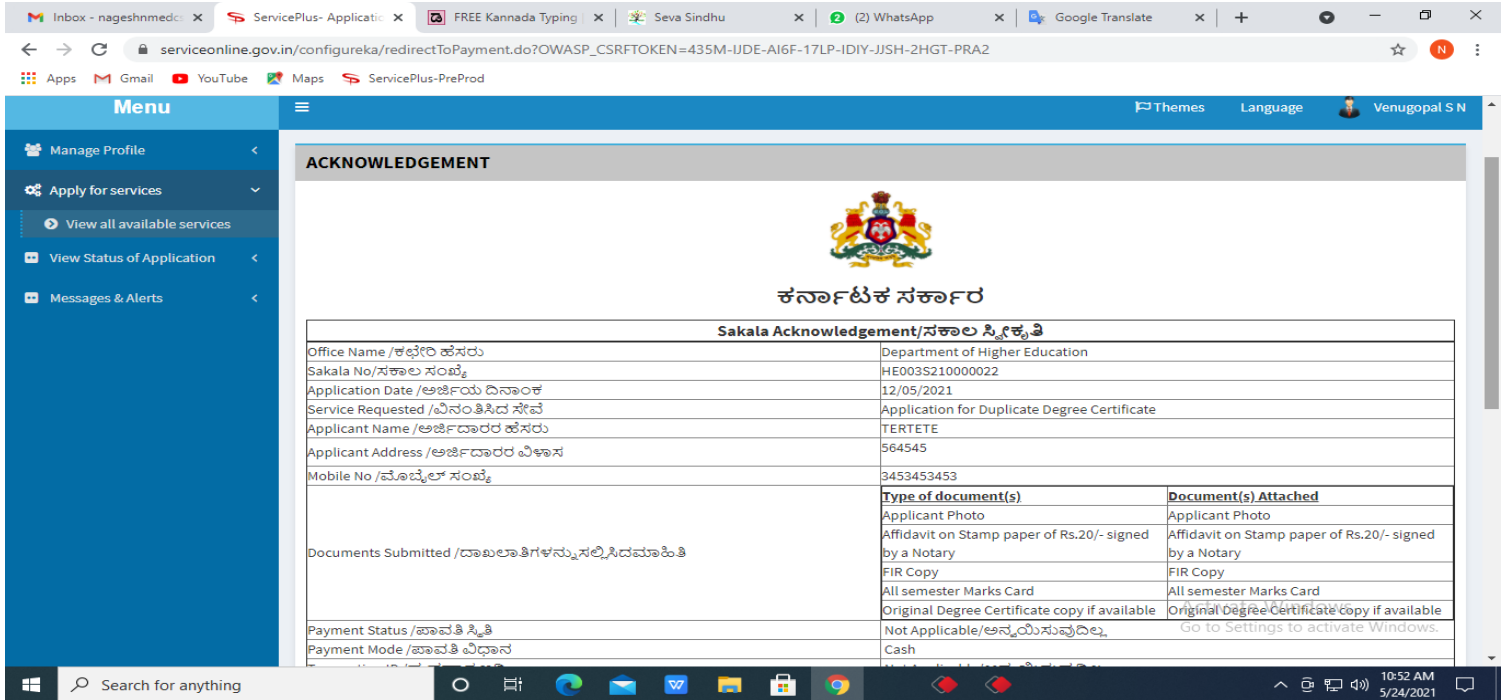
- PAYMENT DETAILS**
- Mode Of Payment:** Paytm Bill Desk Payment Cash
- Application Fee:** 1845.0
- Total Amount to be paid (in Rs.):** 1845.0
- Receipt No. *:** df
- Payment Date *:** 12/05/2021 (with a calendar icon and the note "(Select last 20 days from current date)")
- Buttons: **Make Payment** (circled in red), **Reset**, and **Cancel**

The Windows taskbar at the bottom shows the time as 10:51 AM on 5/24/2021.

Step 15 : Select preferred payment method (Credit Card/Debit Card/Internet Banking), enter the required details and click on make payment.



Step 16 : After payment is successful, acknowledgement will be generated. Acknowledgment consists of applicant details, application details and the payment details for applicant's reference.



Step 17 : To download the certificate, go to the sevasindhu.karnataka.gov.in and click on **Registered Users Login Here.**

The screenshot shows the homepage of the Government of Karnataka's Seva Sindhu portal. At the top, there is a navigation bar with links for HOME, ABOUT SEVA SINDHU, DEPARTMENTS & SERVICES, SERVICE CENTERS, GRAMA ONE, REPORTS-DASHBOARD, FAQ, DEPARTMENT CONTACT DETAILS, and CONTACT US. Below this is a banner with five departmental images: Revenue, Health, Women and Child, Department of Labour, and Police. A row of service cards is displayed below the banner, with the first card, 'REGISTERED USERS LOGIN HERE', circled in red. Other cards include 'RAISE YOUR COMPLAINT', 'TRACK YOUR APPLICATION STATUS', 'NEW USERS REGISTER HERE', 'CATEGORY WISE SERVICES', and 'COVID RELATED SERVICES'. The footer contains a search bar, system tray, and copyright information.

Step 18 : Once the login page is open, enter your username, password/OTP, captcha and click on **Submit.**

The screenshot displays the login interface of the Seva Sindhu portal. The page is divided into two main sections: 'Apply for Service' and 'Check Your Application Status'. The 'Apply for Service' section contains a form with a phone number field (9611106670), a password field, a 'Get OTP' button, a captcha field (552519), and a 'Submit' button circled in red. Below the form are links for 'Forgot Password', 'New user? Register here', and 'Know Your Eligibility'. The 'Check Your Application Status' section features dropdown menus for 'Select Department' and 'Select Service', an input field for 'Enter your Application ID', and a 'Check Status Now' button. The footer includes a search bar, system tray, and copyright information.

Step 19 :Click on **View Status of Application** --> **Track application status**. Enter Application Reference Number (you can refer to Acknowledgment/SMS to get Application Reference Number) and click on **Get Data**.

The screenshot shows the ServicePlus web application interface. The browser address bar displays `serviceonline.gov.in/karnataka/citizenServiceList.do`. The page title is "View Status Of Application / Track Application Status". The "From Date" is set to 24/03/2021 and the "To Date" is 24/05/2021. The "App Ref No." is entered as ES002S210000027. A green "Get Data" button is circled in red. The footer includes logos for the Ministry of Panchayati Raj, Digital India, data.gov.in, and PMINDIA.

Step 20 : Check Current Status of the application. If it is delivered, Click on **Delivered**.

The screenshot shows the ServicePlus web application interface with the application status table. The browser address bar displays `serviceonline.gov.in/karnataka/applicationTrackStatus.do`. The page title is "View Status Of Application / Track Application Status". The "From Date" is 24/03/2021 and the "To Date" is 24/05/2021. The "App Ref No." is ES002S210000027. A green "Get Data" button is circled in red. Below the form, there is a table with the following data:

SNo	Service Name	Application Reference No	Submission Date	Due Date	Current Status
1	Application for Death Certificate	ES002S210000027	20/05/2021	21/05/2021	Delivered

The "Delivered" status in the table is circled in red. The page also shows a search bar and pagination controls (First, Previous, 1, Next, Last).

